

Sage Accpac ERP™

Quick Cost 5.5

Product Update 2 Release Notes

Contents

Chapter 1 Release Notes	3
Quick Cost 5.5 Product Update 2	3
Quick Cost 5.5 Product Update 1	6
Quick Cost 5.5	9

Chapter 1

Release Notes

This chapter describes the changes in each release of Enabling IP Quick Cost.

Quick Cost 5.5 Product Update 2

1st August 2009

- Support for Sage Accpac 5.5 Product Update 2.
- New licensing process added.
A QuickCost demo system can now be converted to a live system by the entry of an activation code.
QuickCost licenses enforces the number of employees that can be setup.
- Automated database upgrades.
The database upgrade process has been automated.
- Opening Balances Take On application.
New feature that allows the take on of opening balances into a QuickCost ledger.
<http://www.enablingip.com/files/movies/QuickCost-OpeningBalances.wmv>
- Timesheet Manager - Approval All.
New feature to approval all completed timesheets. Previously if timesheet approvals was not needed, each timesheet user has to be approved individually.
- Timesheet Manager – Timesheet Posting Performance Improvement.
- Project Manager - User Interface Update/Refresh
- Project Manager - Copy Templates.
- Project Manager – Copy Projects.

- **Project Manager – Projects Status**
 Projects now have a status field allowing the user to set the project status to:
 - In-Active
 - Planned
 - Active
 - On Hold
 - Complete
 - Cancelled

- **Project Manager – New Project Defaults.**
 Defaults can now be setup when creating new projects. Items that can be defaulted include:
 - Project Type
 - Charge By
 - Revenue Source
 - WIP Model

- **Project Manager – Advanced Budgeting**
 The project manager structure tab has been replaced with a new screen that allows dynamic phase and activity entry. Budgets can now be specified at multiple levels including:
 - Project
 - Phase
 - Activity
 - Task
 - Task Resource

- **Project Manager – Quotes**
 New functionality that allows the entry of quotes into QuickCost. Accepted quotes can be converted to projects.

- **Billing – A/R Summary Invoice Credit Notes**
 It was not previously possible to credit a summary invoice raised in A/R invoice entry. This has now been corrected. Credit functionality allows the reversal of an A/R Summary Invoice when it is allocated and unallocated against time.
<http://www.enablingip.com/files/movies/QuickCost-CreditSummaryInvoice.wmv>

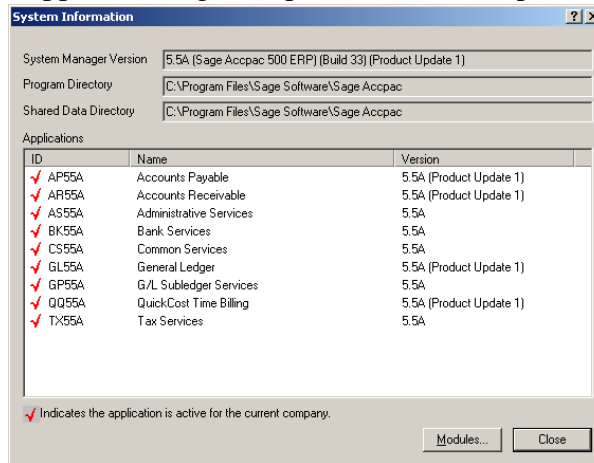
- **Billing – A/R Summary Invoice Partial Allocation**
 Previously when allocating time against an A/R summary invoice QuickCost forced the entire invoice to be allocated. If there was insufficient time QuickCost would force a write-on to balance the A/R invoice. This is no longer the case as a balance can be left on the A/R invoice.
<http://www.enablingip.com/files/movies/QuickCost-PartialInvoiceAllocation.wmv>

- Billing – Date Filtering
Transactions displayed in Billing Manager can now be filtered by Date.
- Sage CRM interface
Full Sage CRM interface now available in QuickCost.
 - Integrated to My CRM and Team CRM
 - Link cases to projects
 - Link tasks to projects
 - View projects in CRM
 - View transactions
 - View budget versus actual by Phase
 - Store communications against a project
 - Capture time against task in CRM
 - Convert Opportunities to Projects in QuickCost
- Sample data has been redone.
- All reports have been updated to remove the dependency on Accpac pwDateFormat function/DLL. This allows all reports to run when Accpac isn't installed on the client.
- New Reports
 - Leave
 - Timesheet Listing
 - Timesheet Approvals
 - Expenses Listing
 - Expenses Approvals
 - New Productivity Report
 - Transaction Listing
 - Aged Transaction Listing
 - Transaction Listing by Phase
 - G/L WIP Account Reconciliation
- New views
 - QQReportingTimesheet - Timesheet view.
 - QQReportingExpense - Expenses
 - QQReportingBudget – Budget versus Actual view.
- Documentation Updated for 5.5 Product Update 2.

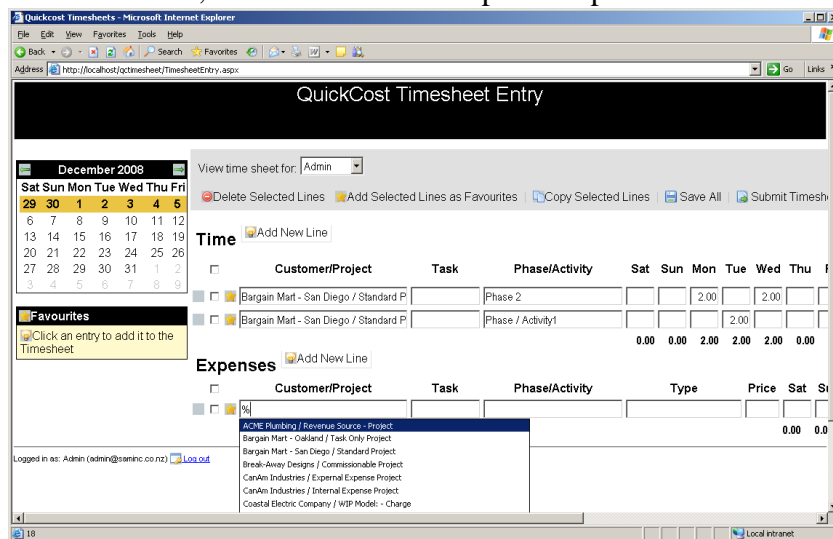
Quick Cost 5.5 Product Update 1

1st December 2008

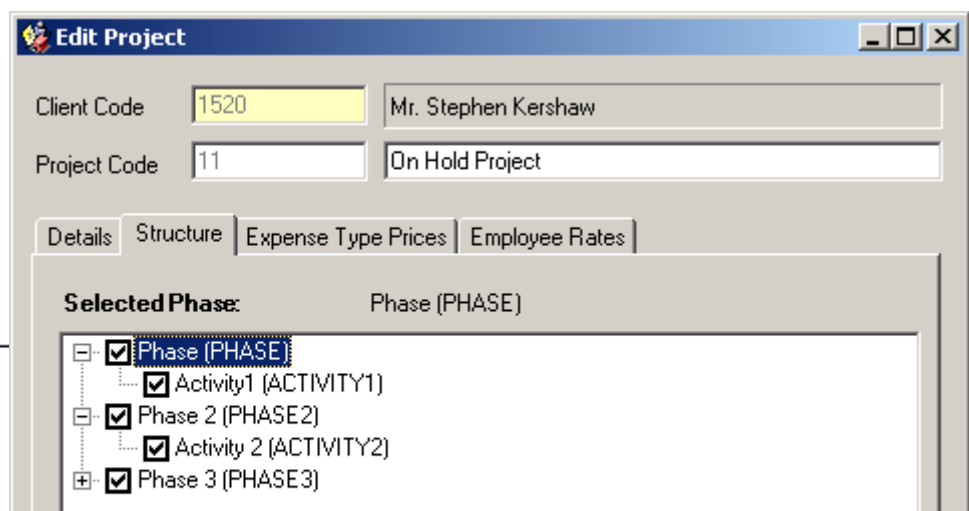
- Support for Sage Accpac 5.5 Product Update 1



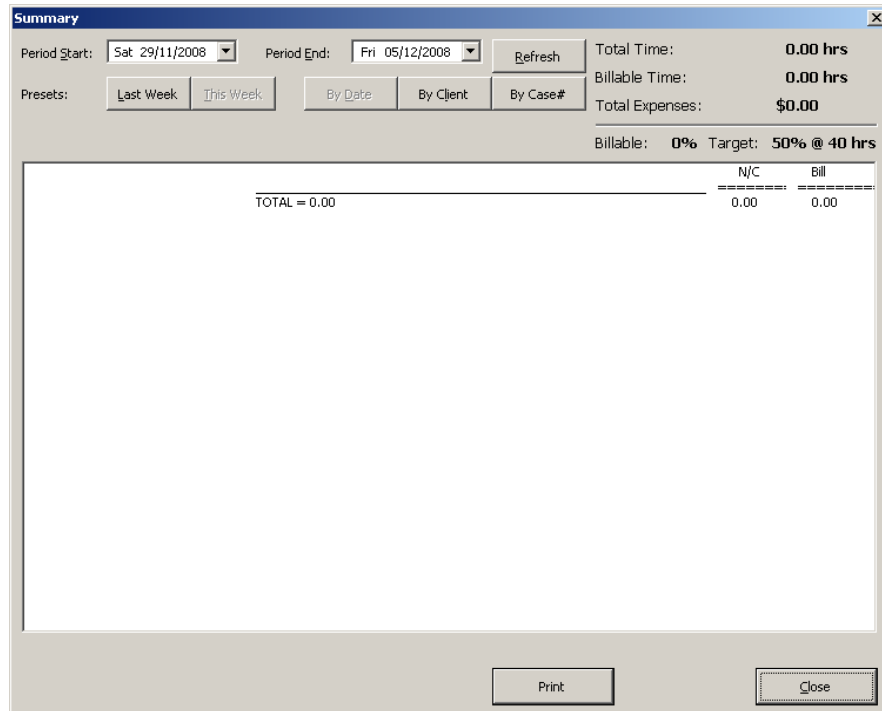
- QuickCost Web base Timesheet released in this version. The install is available in c:\program files\enabling\install. Browser based, full timesheet and expense capture.



- Project structure now moved to a separate table to allow for customer and tax overrides.
- Ability to overwrite customer and tax status on phase.



- Added summary clearing account for distribution of A/R summary invoice to P&L.
- ORGS.XML file location changed to QQ55A\ENG directory to simplify reports access.
- Now captures start and finish time from Outlook Timesheet and posts to Quick Cost Timesheet table (QQTIME).
- Upgraded to Crystal 11 .NET Runtime.
- Timesheet and expense posting seperated in QuickCost Timesheet Manager.
- Progress dialogs added to Account Payable Invoice Posting.
- Multiple bug fixes in the install procedures, QuickCost Accpac modules and QuickCost Project Manager.
- Print Summary Button Added to Outlook Timesheet



- New reporting SQL view added QQReporting
- New reports:
 - Work In Progress Summary
 - Work In Progress Aged
 - Work In Progress Aged By Project
 - Work In Project By Project
 - Work In Project By Team
 - Project Budget versus Actual
- Sample Data Upgraded to support 5.5 Product Update 1

Quick Cost 5.5

20th August 2008

- Support for Sage Accpac 5.5
- Two new work in progress (WIP) models: Cost and No WIP.
- Employee Rate override.
You can now set a rate by employee, customer or project.
- Expense Price override.
Expense prices can now be set at a global, customer and project level.
- Default Quantity on Expenses.
Expenses can now have a default quantity specified by customer. This default quantity can be made read only or editable when entering a timesheet entry.
- Markup Expenses.
This new feature allows an automatic markup on expenses specified by expense/customer. The reimbursement rate to the employee remains the same but the client is billed with a margin. The margin can be a fixed amount or a percentage of the standard price.
- A project can now specify a revenue source.
The revenue source defines what G/L accounts the project should use, either the projects team G/L accounts or the employees team G/L accounts. This feature allows inter-department revenue splitting and reporting.
- A new distribution code field has been added to the team screen.
The team code no longer has to be the same as the distribution code.
- A Salary Expense and Cost of Sales G/L accounts have been added to the Team screen to support the new WIP Cost model.
- New Budgeting features in the project management screen. Specify a budget for the project and any phase in a project in both hours and amount.
- Project and Billing Manager passwords are no longer case sensitive.
- New commission tracking features.
Flag any project, task, timesheet or expense as commissionable for reporting.

- New cost field in Employee setup.
This is to support the new WIP cost model.
- New Sub-contractor field in Employee setup.
This field allows you to flag which of your employees/resources are sub-contractors for reporting purposes.
- New option to force internal comments during timesheet approvals if any values have changed.
- Tab sequences have been reordered to allow easier navigation in team and expense type screens.
- Improved installer.
- Sample Data Upgraded to support New Fields.